



# SAOPĆENJE

## FIRST RELEASE



Molimo korisnike da prilikom upotrebe podataka obavezno navedu izvor  
*Users are kindly requested to mention the data source*

GODINA/ YEAR: XIV

SARAJEVO, 15.07.2019.

BROJ/ NUMBER: 1

## DEMOGRAFIJA I SOCIJALNE STATISTIKE

### DEMOGRAPHY AND SOCIAL STATISTICS

### ANKETA O RADNOJ SNAZI

#### LABOUR FORCE SURVEY

## 2019

#### Prethodni podaci/*Preliminary data*

Polovinom aprila 2019. godine provedena je, četrnaesti put, Anкета o radnoj snazi u Bosni i Hercegovini na uzorku od 10.789 domaćinstava, od čega je u Federaciji BiH izabrano 5.969, u Republici Srpskoj 3.750 i u Brčko distriktu BiH 1.070 domaćinstava. Anketirane su sve osobe u uzorkom izabranim domaćinstvima koje su pristale na anketiranje.

*Labour force survey was carried out for the 14<sup>th</sup> time in BiH in April 2019, in the sample of 10.789 households in BiH, where in Federation BiH were 5.969 households, in Republic of Srpska were 3.750 and in Brcko district BiH were 1.070 households. Interview was carried out with all individuals usually living in the selected households who accepted interview.*

Stopa neodziva bila je 27,6%, odnosno prikupljeni su podaci o ekonomskoj aktivnosti i ostalim karakteristikama stanovništva za 7.806 domaćinstava u BiH.

*Nonresponse rate was 27,6%. In BiH interview was accepted in 7.806 households. Data collected from these households relate to economic activity and other characteristics of target population.*

Prema podacima iz Ankete o radnoj snazi u 2019. godini stopa aktivnosti je iznosila 42,1% i nije se mijenjala u odnosu na 2018. godinu. Stopa aktivnosti je bila značajno više za muškarce nego za žene i iznosila je 51,7%, dok je za žene iznosila 32,9%.

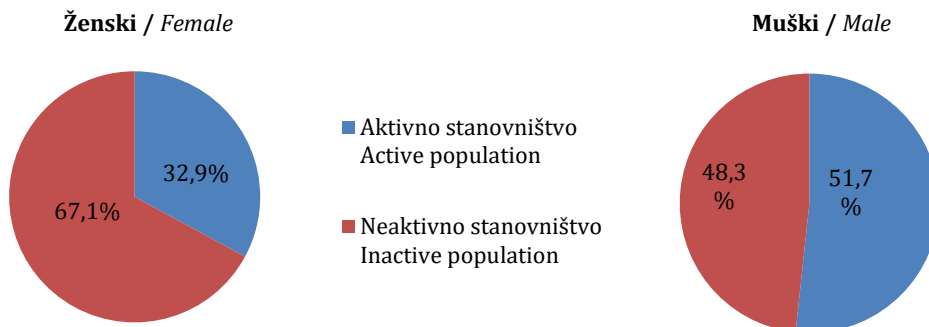
*The activity rate in 2019 was 42,1% and it remained the same in comparison to the rate in 2018. The activity rate was higher for men than for women. The activity rate for men was 51,7% and for women was 32,9%.*

Stopa neaktivnosti u 2019. godini iznosila je 57,9% i nije se mijenjala u odnosu na 2018. godinu. Stopa neaktivnosti za muškarce je iznosila 48,3%, a za žene 67,1%.

*The inactivity rate in 2019 was 57,9% and it remained the same in comparison to the rate in 2018. The inactivity rate for men was 48,3% and for women was 67,1%.*

## Grafikon 1. Struktura radno sposobnog stanovništva prema aktivnosti i spolu

Graph 1. Structure of working age population by activity and sex



Prema podacima iz Ankete o radnoj snazi u 2019. godini stopa zaposlenosti je iznosila 35,5%, dok je u 2018. godini bila 34,3%. Stopa je bila značajno viša za muškarce nego za žene. Stopa zaposlenosti za muškarce iznosila je 44,6%, dok je za žene bila 26,7%.

The employment rate in LFS 2019 was 35,5%, while in the same period 2018 year that was 34,3%. The rate was higher for men than for women. The employment rate for men was 44,6% and for women was 26,7%.

Stopa zaposlenosti je bila najviše u starosnoj grupi 25 do 49 godina i iznosila je 60,7%.

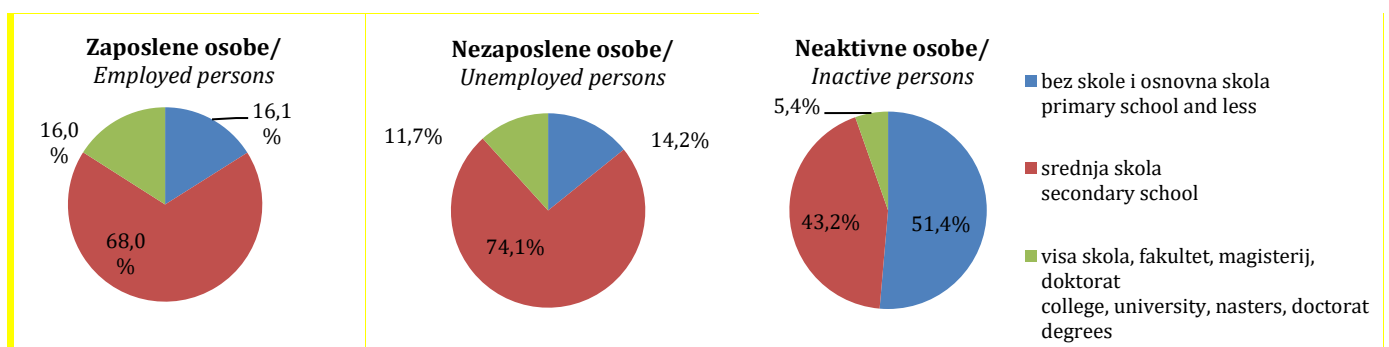
The employment rate was by far the highest in the age group 25 to 49 years 60,7%.

U 2019. godini stopa nezaposlenosti iznosila je 15,7% (13,6% za muškarce i 18,8% za žene), dok je u istom periodu 2018. godine bila 18,4% (17,2% za muškarce i 20,3% za žene). Stopa nezaposlenosti bila je najviša među mladim osobama starosti 15 do 24 godine i iznosila je 33,8% (31,3% za muškarce i 37,9% za žene).

The unemployment rate in 2019 was 15,7% (13,6% for men and 18,8% for women), and in the same period of 2018 the rate was 18,4% (17,2% for men and 20,3% for women). Unemployment rate was the highest among young persons aged 15 to 24 years. It was 33,8% (31,3% for men and 37,9% for women).

## Grafikon 2: Radno sposobno stanovništvo prema školskoj spremi i statusu u aktivnosti

Chart 2: Working age population by educational attainment and status in activity



Podaci pokazuju da u BiH manje od polovine radno sposobnog stanovništva (42,1%) čine aktivne osobe, tj. one koje na tržištu rada učestvuju kao zaposlene i nezaposlene osobe.

Obrazovna struktura zaposlenih osoba pokazuje da 68,0% osoba ima završenu srednju školu, slijede zaposleni sa osnovnom školom ili nižim obrazovanjem 16,1%, te osobe sa završenim akademskim obrazovanjem 16,0%.

Obrazovna struktura nezaposlenih osoba pokazuje da 74,1% osoba ima završenu srednju školu, slijede nezaposleni s osnovnom školom ili nižim obrazovanjem 14,2%, te osobe sa završenim akademskim obrazovanjem 11,7%.

Istodobno, podaci iz Ankete o radnoj snazi pokazuju nižu obrazovnu strukturu neaktivnih osoba starijih od 15 godina: među njima je gotovo 51,4% osoba sa završenom osnovnom školom ili niže, 43,2% su osobe sa srednjom školom, a preostalih 5,4% su akademski obrazovane osobe.

Data show that half of the working age population in BiH (42,1%) were active persons, that is, persons who participate in the labour market as employed or unemployed.

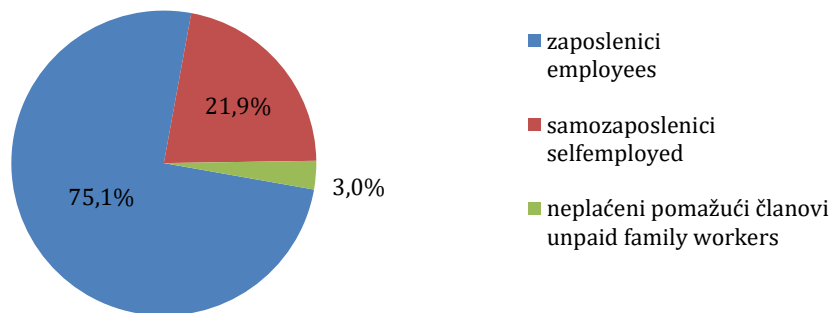
The educational structure of persons in employment shows that the 68,0% persons have finished the secondary school, followed by persons who have finished the basic or lower education 16,1% and persons who graduated from college, university or have postgraduate degrees 16,0%.

The educational structure of unemployed persons shows that the 74,1% persons have finished the secondary school, followed by persons who finished the basic or lower education 14,2% and persons who have graduated from college, university or have postgraduate degrees 11,7%.

At the same time, data from the Labour Force Survey show that inactive persons older than 15 have lower educational structure. Amongst them, there are almost 51,4% of persons with basic or lower education, 43,2% with secondary school and remaining 5,4% have graduated from college, university or have a postgraduate degree.

### Grafikon 3: Zaposlene osobe prema statusu u zaposlenosti

Chart 3: Persons in employment by status in employment

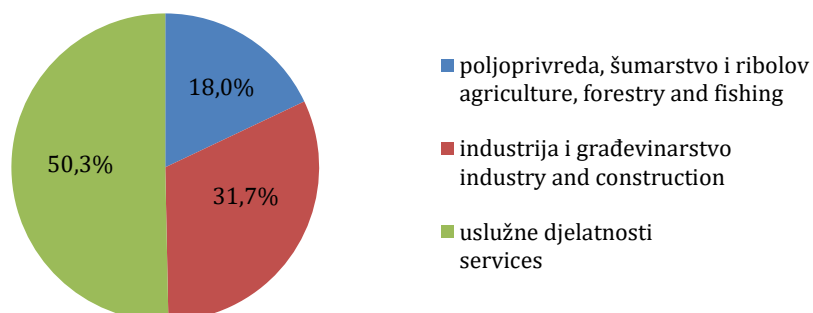


Struktura zaposlenih osoba prema statusu u zaposlenju pokazuje da su zaposlenici imali najveće učešće od 75,1%. Učešće samozaposlenih osoba je bilo 21,9%, a neplaćenih pomažućih članova 3,0%.

The structure of persons in employment by status in employment shows persons in paid employment present by far the largest share 75,1%. The share of self-employed persons is 21,9%. The share of unpaid family workers was 3,0%.

### Grafikon 4: Zaposlene osobe prema sektoru aktivnosti

Chart 4: Persons in employment by sectors of activity



Struktura zaposlenih osoba prema sektoru aktivnosti pokazuje da je najveće učešće u sektoru usluga 50,3%, zatim u sektoru industrije i građevinarstva 31,7% i u sektoru poljoprivrede, šumarstva i ribolova 18,0%.

*The structure of persons in employment by sectors of activity shows that 50,3% of them worked in services, than in industry and construction 31,7% and 18,0% in agriculture, forestry and fishing.*

U posmatranom periodu 23,1% nezaposlenih osoba je tražilo posao kraće od 12 mjeseci, a čak 75,7% nezaposlenih je tražilo posao duže od jedne godine, što je posljedica poslijeratnog stanja i tranzicije ekonomije u našoj zemlji.

*In the observed period 23,1% unemployed persons sought work for less than 12 months, but 75,7% unemployed persons sought work for 1 year or more, what is the result of economic situation and transitional period in our country after the war.*

Učešće u nezaposlenosti kod osoba sa završenom osnovnom školom ili manje je bilo 14,1%, zatim kod osoba sa srednjom školom 16,9%, dok je najniže učešće u nezaposlenosti bilo kod osoba sa završenom visokom školom 12,0%.

*The structure in unemployment among persons with completed elementary school and less was approximately 14,1% and with secondary school 16,9%. The lowest unemployment was among persons with university degree 12,0%.*

**Tabela 1. Struktura radno sposobnog stanovništva prema aktivnosti i spolu**

*Table 1. Structure of working age population by activity and sex*

	Ukupno / Total	Ženski / Female	Muški / Male
<b>Radno sposobno stanovništvo</b> <i>Working age population</i>	<b>100,0</b>	<b>100,0</b>	<b>100,0</b>
<b>Aktivno stanovništvo</b> <i>Active population</i>	<b>42,1</b>	<b>32,9</b>	<b>51,7</b>
<b>Neaktivno stanovništvo</b> <i>Inactive population</i>	<b>57,9</b>	<b>67,1</b>	<b>48,3</b>

**Tabela 2: Mjere aktivnosti stanovništva**

*Table 2: Measures of the population activities*

	Ukupno / Total		
	stopa aktivnosti <i>activity rate</i>	stopa zaposlenosti <i>employment rate</i>	stopa nezaposlenosti <i>unemployment rate</i>
<b>BiH</b>	<b>42,1</b>	<b>35,5</b>	<b>15,7</b>
FBiH	39,1	31,9	18,4
RS	47,8	42,2	11,7
DB	30,1	22,9	24,1
	Ženski / Female		
	stopa aktivnosti <i>activity rate</i>	stopa zaposlenosti <i>employment rate</i>	stopa nezaposlenosti <i>unemployment rate</i>
<b>BiH</b>	<b>32,9</b>	<b>26,7</b>	<b>18,8</b>
FBiH	29,3	23,0	21,7
RS	40,1	34,2	14,7
DB	17,8	12,8	27,8
	Muški / Male		
	stopa aktivnosti <i>activity rate</i>	stopa zaposlenosti <i>employment rate</i>	stopa nezaposlenosti <i>unemployment rate</i>
<b>BiH</b>	<b>51,7</b>	<b>44,6</b>	<b>13,6</b>
FBiH	49,7	41,6	16,3
RS	55,3	50,0	9,5
DB	43,7	33,9	22,5

**Tabela 3: Struktura radno sposobnog stanovništva prema aktivnosti, spolu i entitetima**

Table 3: Structure of working age population by activity, sex and entities

	BiH	Ženski Female	Muški Male	FBiH	RS	DB
zaposlenici employees	26,7	19,8	33,8	26,5	27,5	17,1
samozaposlenici self-employed persons	7,8	5,4	10,2	5,0	12,5	5,6
pomažući članovi unpaid family workers	1,1	1,5	0,6	0,4	2,2	0,2
nezaposleni unemployed persons	6,6	6,2	7,1	7,2	5,6	7,3
na školovanju student	7,4	7,1	7,8	7,6	7,3	7,0
domaćice housewife	13,6	26,5	0,1	16,0	9,3	15,8
penzioneri retired	23,5	17,5	29,8	24,3	22,2	22,6
ostale neaktivne osobe other inactive persons	13,4	15,9	10,7	13,0	13,4	24,5
stanovništvo 15+ population 15+	100,0	100,0	100,0	100,0	100,0	100,0

**Tabela 4: Struktura radno sposobnog stanovništva prema stepenu obrazovanja i spolu**

Table 4: Structure of working age population by level of education and sex

	Ukupno / Total			
	Zaposleni Employed persons	Nezaposleni Unemployed persons	Neaktivni Inactive persons	Ukupno Total
Osnovno obrazovanje i manje Primary education and less	16,1	14,2	51,4	36,4
Srednje obrazovanje i specijalizacija Secondary and post-secondary non-tertiary education	68,0	74,1	43,2	54,1
Više, visoko obrazovanje, magisterij, doktorat Higher and high education, masters, doctoral degrees	16,0	11,7	5,4	9,6
Ukupno Total	100,0	100,0	100,0	100,0
	Ženski / Female			
	Zaposleni Employed persons	Nezaposleni Unemployed persons	Neaktivni Inactive persons	Ukupno Total
Osnovno obrazovanje i manje Primary education and less	19,3	14,8	59,8	46,2
Srednje obrazovanje i specijalizacija Secondary and post-secondary non-tertiary education	60,2	69,9	36,2	44,7
Više, visoko obrazovanje, magisterij, doktorat Higher and high education, masters, doctoral degrees	20,5	15,3	4,0	9,1
Ukupno Total	100,0	100,0	100,0	100,0

nastavak tabele

**Muški / Male**

	Zaposleni <i>Employed persons</i>	Nezaposleni <i>Unemployed persons</i>	Neaktivni <i>Inactive persons</i>	<b>Ukupno</b> <i>Total</i>
Osnovno obrazovanje i manje <i>Primary education and less</i>	14,0	13,7	39,2	<b>26,2</b>
Srednje obrazovanje i specijalizacija <i>Secondary and post-secondary non-tertiary education</i>	72,8	77,8	53,3	<b>63,7</b>
Više, visoko obrazovanje, magisterij, doktorat <i>Higher and high education, masters, doctoral degrees</i>	13,2	8,5	7,5	<b>10,1</b>
Ukupno <i>Total</i>	100,0	100,0	100,0	<b>100,0</b>

**Tabela 5: Struktura radno sposobnog stanovništva prema područjima djelatnosti i spolu***Table 5: Structure of working age population by sections of economic activities and sex*

	Ženski <i>Female</i>	Muški <i>Male</i>	<b>Ukupno</b> <i>Total</i>
Poljoprivredne djelatnosti <i>Agriculture</i>	20,5	16,4	<b>18,0</b>
Nepoljoprivredne djelatnosti <i>Industry</i>	16,9	40,9	<b>31,7</b>
Uslužne djelatnosti <i>Services</i>	62,6	42,7	<b>50,3</b>
Ukupno <i>Total</i>	100,0	100,0	<b>100,0</b>

**Tabela 6: Nezaposleni prema dužini traženja posla***Table 6: Unemployed persons by duration of job seeking*

	Ženski <i>Female</i>	Muški <i>Male</i>	<b>Ukupno</b> <i>Total</i>
našli posao ali još uvijek ne rade <i>found a job but still not working</i>	1,0	1,4	<b>1,2</b>
5 mjeseci i manje od 5 mjeseci <i>5 months and less than 5 months</i>	14,2	12,7	<b>13,4</b>
6 - 11 mjeseci <i>6 - 11 months</i>	8,3	10,9	<b>9,7</b>
12 - 23 mjeseca <i>12 - 23 months</i>	15,4	15,0	<b>15,2</b>
24 - 60 mjeseci <i>24 - 60 months</i>	26,3	31,6	<b>29,1</b>
61 i više mjeseci <i>61 months and more</i>	34,8	28,3	<b>31,4</b>
Ukupno <i>Total</i>	100,0	100,0	<b>100,0</b>

## **METODOLOŠKA OBJAŠNENJA**

### **Cilj Ankete o radnoj snazi**

Anketa o radnoj snazi je najobuhvatnija anketa domaćinstava u Bosni i Hercegovini. Cilj Ankete je da se prikupe podaci o situaciji na tržištu rada u Bosni i Hercegovini. Anketom se prikupljaju podaci o veličini, strukturi i karakteristikama radne snage i neaktivne populacije u Bosni i Hercegovini.

Anketa o radnoj snazi u BiH provedena je u skladu sa preporukama i definicijama Međunarodne organizacije rada (MOR), usvojenim na 13. Međunarodnoj konferenciji statističara rada, i u skladu sa preporukama EUROSTATa. Ovo omogućava uporedivost podataka iz Ankete sa drugim zemljama.

### **Jedinica posmatranja i jedinica anketiranja**

Jedinica posmatranja u Anketi je domaćinstvo koje živi u stambenoj jedinici izabranoj u uzorak.

Domaćinstvom se smatra svaka porodična ili druga zajednica osoba koje se izjasne da zajedno stanuju i zajednički troše svoje prihode za podmirivanje osnovnih životnih potreba.

Jedinica anketiranja je član izabranog domaćinstva.

### **Obuhvat istraživanja**

Ciljano stanovništvo u Anketi je svo rezidentno stanovništvo, tj. ono koje boravi na teritoriji BiH 12 mjeseci i duže. Istraživanjem je obuhvaćeno samo stanovništvo koje živi u privatnim domaćinstvima.

Privremeno odsutni članovi domaćinstva (kraće od 12 mjeseci), bez drugog uobičajenog boravišta i dalje pripadaju domaćinstvu tj. uključeni su u anketiranje.

Osobe koje su odsutne iz domaćinstva više od 12 mjeseci ne obuhvataju se tj. ne smatraju se članovima domaćinstva. Izuzetak su osobe koje su odsutne više od 12 mjeseci iz domaćinstva, ali su i dalje ekonomski vezane za domaćinstvo tj. ako je razlog njihove odsutnosti: školovanje, rad/zaposlenje u BiH i rad/zaposlenje kod domaćeg poslodavca izvan BiH.

### **Referentni period**

Anketirane osobe su razvrstane na zaposlene, nezaposlene i neaktivne prema njihovom statusu u referentnoj sedmici tj. sedmici posmatranja. To je sedmica (od ponedjeljka do nedjelje) koja prethodi sedmici anketiranja. Anketiranje je provedeno od 08. do 21. aprila 2019. godine, dok je referentna sedmica bila od 01. do 07. aprila 2019. godine.

### **Bazni koncepti i definicije**

Radno sposobno stanovništvo obuhvata sve osobe starosti 15 i više godina.

## **METHODOLOGICAL EXPLANATIONS**

### **The purpose of the Labour Force Survey**

*The Labour Force Survey is the most comprehensive official household survey in Bosnia and Herzegovina. It is aimed to collect data on the situation on the labour market in Bosnia and Herzegovina. It provides data on size, structure and characteristics of the labour force and inactive population in Bosnia and Herzegovina.*

*The Labour Force Survey in Bosnia and Herzegovina is carried out in compliance with the International Labour Organisation (ILO) guidelines for labour force statistics, adopted at the 13<sup>th</sup> International Conference of Labour Statistics, and with EUROSTAT's requirements which refer to the harmonised EU survey. This enables the comparability of the results with other countries.*

### **Observation units**

*The observation unit is a household living in a housing unit randomly selected to the sample.*

*A household is a group people (family or other community), living together in the same dwelling and sharing expenditures.*

*A survey unit is a member of sampled household.*

### **Scope of the survey**

*The definition of the target population followed the criterion for the resident population, i.e. all persons whose usual place of residence was on the territory of Bosnia and Herzegovina (12 months and more). The survey covered only the population living in private households.*

*Temporarily absent members of the households (less than 12 months) without any other habitual residence were also included in the household.*

*Absent members of the household more than 12 months were excluded from the survey. Exception was the persons who were absent more than 12 months but had strong economics relationship with household e.g. if the reason of their absence was: education, work/employment in Bosnia and Herzegovina and work/employment with local employer outside Bosnia and Herzegovina.*

### **Reference period**

*Persons are included among persons in employment, unemployment or inactive according to their activity in the week preceding the interview (from Monday to Sunday). Interview was carried out from April 8<sup>th</sup> to 21<sup>th</sup> 2019 year, and reference week was from April 1<sup>th</sup> to 7<sup>th</sup> 2019 year.*

### **Basic concepts and definitions**

*Working age population comprises all persons aged 15 years and over.*

Zaposlene osobe su one koje su tokom referentne sedmice (od ponedjeljka do nedjelje) obavljale bilo kakav posao za plaću (u gotovini ili naturi) ili za porodičnu korist. Osobe koje nisu radile u referentnoj sedmici, ali imaju posao sa kojeg su bile privremeno odsutne su, također, uključene u zaposlene.

Neplaćeni pomažući članovi su oni koji nisu bili u plaćenju zaposlenosti niti su bili samozaposleni u referentnoj sedmici, ali su obavljali neki posao na porodičnom imanju, u porodičnoj firmi ili nekom drugom obliku porodičnog biznisa. Oni ne primaju redovnu plaću.

Osobe koje rade nepuno radno vrijeme su sve osobe čije je uobičajeno radno vrijeme kraće od zakonski propisanog.

Podzaposlene osobe su one zaposlene osobe koje rade kraće od zakonski propisanog radnog vremena, ali žele da rade više i spremne su da prihvate više posla u naredne dvije sedmice (u okviru postojećeg posla, dodatni posao pored postojećeg ili drugi - novi posao).

Nezaposlene osobe su one koje tokom referentne sedmice (sedmica koja je prethodila anketiranju):

- nisu radile (nisu u plaćenju zaposlenosti ili samozaposlenosti niti su radile bilo kakav plaćeni posao);
- aktivno su tražile posao (poduzele su specifične korake u posljednje četiri sedmice da pronađu zaposlenje ili samozaposlenje);
- bile su trenutno raspoložive za rad (u okviru dvije sedmice).

Osobe koje su pronašle posao koji će početi da rade u narednom periodu su, također, uključene u nezaposlene osobe.

Radnu snagu ili ekonomski aktivno stanovništvo čine sve zaposlene i nezaposlene osobe.

Neaktivne osobe su one koje imaju 15 i više godina i koje nisu svrstane niti u zaposlene niti u nezaposlene osobe.

Stopa aktivnosti predstavlja procentualno učešće radne snage u radno sposobnom stanovništvu.

Stopa zaposlenosti predstavlja procentualno učešće zaposlenih osoba u radno sposobnom stanovništvu.

Stopa nezaposlenosti predstavlja procentualno učešće nezaposlenih osoba u radnoj snazi.

#### **Metodološke razlike između administrativnih podataka o zaposlenima i podataka dobijenih Anketom o radnoj snazi**

Podaci dobijeni iz administrativnih izvora i iz Ankete razlikuju se u pogledu:

Izvora: podaci o broju zaposlenih u BiH se dobijaju iz administrativnih izvora i putem mjesečnog izvještaja o zaposlenima i plaći (Rad-1) koji se prikuplja od poslovnih subjekata, dok se anketni podaci baziraju na

*Persons in employment are those who during the last week (from Monday to Sunday) prior to the interview did any work for payment (in cash or kind) or family gain. Persons who were not working but had a job from which they were temporarily absent are also included.*

*Unpaid family workers are those who were not in paid employment or self-employment during the last week prior to the interview, but did some work on the family farm, in the family enterprise or some other kind of family gainful activity; they normally do not receive regular payment.*

*Persons in part-time employment are those who usually work less than legislated hours per week.*

*Underemployed persons are those who usually work less than legislated hours per week but would like to work more and are prepared to accept more work in the next two weeks (within their present work, with additional work or with other work).*

*Unemployed persons are those who during the last week prior to the interview:*

- *did not work (not in paid employment or self-employment and did not do any paid work);*
- *were actively seeking work (specific steps taken in past four weeks to seek paid employment or self-employment);*
- *were currently available for work (within two weeks).*

*Persons who had found a job to start later are also included among unemployed persons.*

*The labour force is persons in employment and unemployed persons.*

*Inactive persons are those, aged 15 years and over, who are not classified as persons in employment or as unemployed persons.*

*Activity rate represents the labour force as a percentage of the working age population.*

*Employment/population ratio represents persons in employment as a percentage of the working age population.*

*Unemployment rate represent unemployment persons as a percentage of the labour force.*

#### **Methodological differences between administrative data and data obtained by Labour Force Survey of persons in employment**

*Administrative data and data obtained by LFS differ regarding:*

*Source:* employment data in BiH are obtained from administrative sources and through a monthly survey on employment and wages (Rad-1) questionnaire collected from business entities, while Labour Force Survey data are



procjenjivanju podataka na bazi uzorka domaćinstava.

Perioda posmatranja: administrativni podaci se odnose na zadnji dan mjeseca, dok se anketni podaci odnose na aktivnost ispitanika u referentnoj sedmici.

Perioda izvještavanja: administrativni podaci se prikupljaju mjesečno, dok se Anketa provodi jedanput godišnje.

Kategorija uključenih u zaposlene osobe: administrativni podaci uključuju samo osobe u formalnoj zaposlenosti, dok anketni podaci uključuju i vlasnike poljoprivrednih imanja i neplaćene pomažuće članove porodice i osobe koje su u sedmici posmatranja obavljale bilo kakav posao za zaradu (u novcu ili naturi), profit itd.

Publikovanja rezultata: administrativni podaci se objavljuju u formi mjesečnog saopćenja, dok se rezultati Ankete objavljuju u dva izdanja: preliminarni rezultati u formi saopćenja i konačni rezultati u formi godišnje publikacije).

### **Metodološke razlike između administrativnih podataka o nezaposlenima i podataka dobijenih Anketom o radnoj snazi**

Podaci dobijeni iz administrativnih izvora i iz Ankete razlikuju se u pogledu:

Izvora: administrativni podaci se baziraju na evidenciji nezaposlenih osoba u Zavodu za zapošljavanje, dok se anketni podaci baziraju na procjenjivanju podataka na bazi uzorka domaćinstava.

Periodu posmatranja: administrativni podaci se odnose na zadnji dan mjeseca, dok se anketni podaci odnose na aktivnost ispitanika u referentnoj sedmici.

Periodu izvještavanja: administrativni podaci se prikupljaju mjesečno, dok se Anketa provodi jedanput godišnje.

Kategorija uključenih u nezaposlene osobe: administrativni podaci pokrivaju sve osobe prijavljene na birou za zapošljavanje prema kriterijima definisanim od istih, dok anketni podaci uključuju samo osobe koje zadovoljavaju jasne kriterije definisane od strane Međunarodne organizacije rada (MOR) tj. osobe koje u referentnoj sedmici nisu radile – nisu obavljale bilo kakvu aktivnost za plaću, zaradu ili porodičnu korist; aktivno su tražile zaposlenje u prethodne četiri sedmice i raspoložive su za posao – spremne su da prihvate posao u naredne dvije sedmice.

Nezaposlene su, također, i osobe koje nisu tražile zaposlenje u prethodne četiri sedmice, jer su već pronašle zaposlenje ali još nisu počele da rade, nego će početi da rade ubrzo nakon provođenja Ankete.

Prilikom pripreme preliminarnih podataka, nisu urađene imputacije i druge neophodne obrade podataka.

Publikovanja rezultata: administrativni podaci se objavljuju u mjesečnoj dinamici i preuzimaju se od Zavoda za zapošljavanje i publikuju u formi mjesečnog saopćenja, dok se rezultati Ankete objavljuju u dva izdanja: preliminarni rezultati u formi saopćenja i konačni rezultati u formi godišnje publikacije).

*result of estimates based on the statistical sample.*

*Reporting period: administrative data are extracted on the last day of the month while survey data refer to the activity of the respondent in the reference week (from Monday to Sunday).*

*Observation period: administrative data are extracted on the last day of the month while the Labour Force Survey is carried out once a year.*

*Categories included in persons in paid employment: administrative data cover only persons in paid employment with employment contracts while the Labour Force Survey also covers owners of farms, unpaid family workers and persons working under contracts for work or for direct payment, i.e. persons who in the reference week (from Monday to Sunday) performed any work for payment (in money or in kind), profit or family gain.*

*Publication: administrative data are published in monthly first release, while Labour Force Survey data are published twice a year in the form of: first release of preliminary data and in the form of the yearly publication for final results.*

### **Methodological differences between administrative data and data obtained by Labour force survey of unemployed persons**

*Administrative data and data obtained by LFS differ regarding:*

*Source: administrative data are obtained from the Register of Unemployed Persons, which is kept by the Employment Service of Federation BiH. In administrative data we have full coverage while Labour Force Survey results are estimates based on the statistical sample.*

*Reporting period: administrative data are extracted on the last day of the month while survey data refer to the activity of the respondent in the reference week (from Monday to Sunday).*

*Observation period: administrative data are extracted on the last day of the month while Labour Force Survey is carried out once a year.*

*Categories included in unemployed persons: administrative data cover all persons registered with the Employment Bureau under the criteria defined by them, while survey data include only those that meet the clear criteria established by the International Labour Organisation (ILO), i.e., persons who in the reference week did not work - did not perform any work for pay, profit or family gain; actively seeking employment during the previous four weeks and are available for work - are ready to accept a job in the next two weeks.*

*The unemployed are also persons who are not seeking a job in the previous four weeks, since they have already found employment but have not yet started to work, but will start to work soon after the Survey.*

*The imputation process and other necessary data processings data have not been made for preliminary data.*

*Publication: administrative data are published in monthly first release and are obtained by the Employment Office. Labour Force survey data are published twice a year in the form of: first release of preliminary data and in the form of the yearly publication for final results.*

## Uzorak

Konačni rezultati iz Popisa stanovništva, domaćinstava i stanova 2013 objavljeni su u junu 2016. godine. Ovi podaci nisu korišteni za kreiranje okvira uzorka za sva anketna istraživanja na bazi domaćinstva, pa samim tim ni za Anketu o radnoj snazi. Kao okvir za izbor uzorka za Anketu o radnoj snazi, a i za druga istraživanja na bazi domaćinstva, korišten je Master okvir iz 2009. godine. Iz Master okvira izvršen je izbor 10.789 domaćinstva za BiH koja su činila uzorak za Anketu o radnoj snazi 2019.

Uzorak je dizajniran kao stratifikovani dvoetajni slučajni uzorak.

Ponderi su izračunati u dva koraka. U prvom koraku svakom odabranom domaćinstvu je pridružen ponder odabira iz uzorka kao inverzna vrijednost vjerovatnoće izbora svakog domaćinstva. U drugom koraku je urađeno prilagođavanje na bazi neodziva. Nije urađena poststratifikacija, odnosno prilagođavanje pondera po starosnim grupama i spolu zbog nepostojanja pouzdanih procjena stanovništva po spolu i starosnim grupama.

## Sample

*Final results of the last census in Bosnia and Herzegovina 2013 were published in 2016. These results were not used to create a sample frame for all household basis surveys as well as for the Labor Force Survey. As a sample frame for selecting a sample for the Labor Force Survey, and for other household-based surveys, the 2009 Master sample was used. From the Master sample, a selection of 10.789 households for BiH was made and this was the sample for the Labour Force Survey 2019.*

*The sample was designed as a stratified two-stage random sample.*

*Weights were calculated in two steps. In the first step, each of the selected households was allocated the weight the weight of the sample selection as the inverted value of probability of selecting each household. In the second step, adjustment was made on the basis of failure to respond. Poststratification, i.e. adjustment of weights per age group and gender was not executed due to lack of reliable estimates of population per age group or gender.*

---

Izdaje i štampa Agencija za statistiku Bosne i Hercegovine, 71000 Sarajevo, Zelenih beretki 26

*Published and printed by the Agency for Statistics of the Bosnia and Herzegovina, 71000 Sarajevo, Zelenih beretki 26*

Telefon/Phone: +387 (33) 911 911 · Telefaks/Telefax: +387 (33) 220 622

Elektronska pošta/E-mail : [bhas@bhas.gov.ba](mailto:bhas@bhas.gov.ba) · Internetska stranica/Web site: <http://www.bhas.gov.ba>

Odgovara: direktor dr. sc. Velimir Jukić

*Person responsible: Velimir Jukić Phd., Director*

Saopćenje priredili: Selma Husković, Ivana Simić i Jasna Isaković

*Prepared by: Selma Husković, Ivana Simić and Jasna Isaković*

Podaci iz ovog saopćenja objavljuju se i na internetu

*First Release data are also published on the Internet*

---